

washroom ranges

Modular soap



Liquid, spray, foam soap or gels – this multi-purpose dispenser works with more hand care products than any other on the market, and uses interchangeable pumps to allow perfect dispensing of a variety of products. You can also choose to dispense soap from a refillable reservoir, or fit disposable soap cartridges or pouches. The clever 'arm-lever-free' design reduces SKUs, minimises dirt traps and makes the dispenser much more durable.

This product can be locked to your product, meaning clients can only use your soap brand when you provide them with our dispensers (more details on request).

- Adaptable dispenser, giving you total product flexibility
- New, more durable design offers a long-lasting investment
- Lockable to your products – so clients continually invest in your brand



refillable reservoir



disposable pouch
and pump

The Modular soap's translucent window and large graphics area, for your logo, offer you the ability to customise the dispenser with your washroom, kitchen, commercial environment or Modular suite.

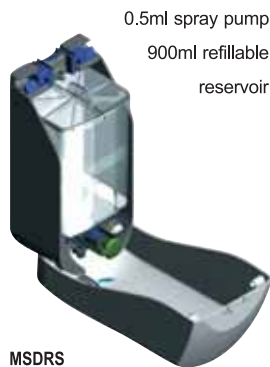
You can choose to purchase the Modular soap dispenser from Brightwell as a finished product. Alternatively, each module (pump, cartridge, enclosure) is available individually, offering you the ability to maintain your own stock and assemble dispensers to order.

refillable reservoir with permanent pump



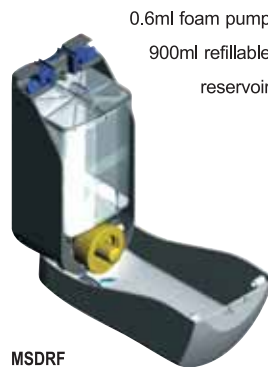
adjustable
1-2ml pump
900ml refillable
reservoir

MSDRL




0.5ml spray pump
900ml refillable
reservoir

MSDRS



0.6ml foam pump
900ml refillable
reservoir

MSDRF



1, 2 & 3ml touch-free
electronic pump
650ml refillable
reservoir

MSDRE